

Recipes for cooking a successful paper

Preparing a manuscript for a peer-reviewed international journal

Lecture 2: Writing

Tarmo Soomere
Estonian Academy of Sciences
Laboratory of Wave Engineering
Centre for Non-linear Studies
Institute of Cybernetics at Tallinn University of Technology

Cooking a paper – Lecture 2 14.02.2012 Tarmo Soomere

Going step by step

- Before you start writing
 - What is scientific publication? Who are its authors? Scholarly journals. Citing others. Impact factor. The story, message, carrier, target group.
- Writing: the simplest step of publication
 - Structuring the manuscript: IMRAD. Titles and subtitles. The role of and rules for Abstract, Introduction, Theory, Methods, Results, Discussion, Acknowledgements.
- Illustrating the message
 - Figures. Figure captions. Mandatory images. Design principles. Crowds or emptiness? Tables. Internal and external links & cites.
- Ready to print?
 - Final formatting. Keywords. Highlights. Secrets of successful submission. Nasty and helpful referees. Proofs.

Cooking a paper – Lecture 2 28.02.2012 Tarmo Soomere

After the choice of the journal: Journal Format and Conventions

- Ensure familiarity with journal format and style **in all aspects**
- Follow journal convention for annotation and institution
- Do not expect the reviewers/editors to reformat your ms – especially references –
 - you will annoy them
 - you will be seen as lazy
 - Your chances will be smaller

Cooking a paper – Lecture 2 28.02.2012 Tarmo Soomere

Components of writing

I: Structuring the manuscript

- IMRAD
- Titles and subtitles.
- The role of and rules for
 - Abstract
 - Introduction
 - Theory/Model/Material
 - Methods
 - Results
 - Discussion
 - Acknowledgements

II: Expressing the thoughts - From words to sections

Cooking a paper – Lecture 2 28.02.2012 Tarmo Soomere

IMRAD: format of a regular manuscript



<p>Basic content</p> <ul style="list-style-type: none"> ➤ Title ➤ Authors ➤ Abstract ➤ Introduction ➤ Material and Methods ➤ Results ➤ (And) ➤ Discussion 	<p>Technical details and supporting information</p> <ul style="list-style-type: none"> ➤ Affiliation ➤ Acknowledgement ➤ References ➤ Tables ➤ Figures ➤ Legends/captions ➤ Appendices ➤ Keywords ➤ Highlights
--	--

Cooking a paper – Lecture 2 28.02.2012 Tarmo Soomere

Procedure

1. Decide on the message
2. Decide on a journal
 - Download instructions
3. Develop the story
4. Write Material/Methods
 - Start the reference list
5. Summarise results
 - Create figures
 - Create tables
6. Write Introduction and Discussion
7. Finalise the references
8. Assemble/order the tables and figures (in numerical order)
9. Select a tentative title
10. Write the abstract
11. Revise the entire draft
12. Sleep on it
13. Revise the manuscript
 1. Repeat (12).-(13)
14. Get approval of all authors
15. Re-read the MS
 - Improve sentence structure
 - Improve word choice
 - Correct typos
16. Ask colleagues to read MS
17. Have the text polished by a native speaker
18. Submit the manuscript



Cooking a paper – Lecture 2 28.02.2012 Tarmo Soomere



 **General hints & conventions** 

- Scientific writing: **Brevity & Clarity**
 - Many journals have limits on length
 - Less is more: avoid ballast

Usual conventions

- Introduction: present tense
 - **What** has been previously published
 - **Why** the study was done
- Materials/Methods: past tense
 - **How** the study was conducted
- Results: past tense
 - **what** was found
- Discussion: present tense
 - Explanation of the results;



 


 **Title** 



- ISI WoS: 409 292 769 titles (18.02.2012)
- "Business card" of your work
- Used by many for the first scanning of information
- Not interesting in 0.2 seconds? – nobody reads

The goal: provide specific information in as few words as possible



- ~a commercial or an advertisement
- Usually a phrase
- Can be a complete sentence


 



Cooking a paper – Lecture 2 28.02.2012 Tarmo Soomere 

 **Title: principles** 



- Should be **generic** – projecting the principles:
 - *Cusp formation as a function of granular re-packing,*
 - rather than: *Cusps developed at Pirita Beach, Tallinn.*
 - NOT location specific [=> local interest, not international]
- Short but specific
- Expressing the core development
- Select words suitable for a "running head"



 

Cooking a paper – Lecture 2 28.02.2012 Tarmo Soomere 



 **Hints for a title** 



- Provide specific information
 - in as few words as possible
- Be informative and lucid (easily understood, completely intelligible)
 - Nonlinear components of ship wake waves
 - Joint influence of river stream, water level and wind waves on the height of sand bar in a river mouth
- Include a subtitle, if further detail is needed
 - Fast ferry traffic as a qualitatively new forcing factor of environmental processes in non-tidal sea areas: a case study in Tallinn Bay, Baltic Sea
- You report changes: show the direction
 - Poor: *Effect of amino acids...*
 - Good: *Reversal effect of amino acids ...*
 - In doubt or challenged: *Do amino acids reverse ...?*
- Avoid (nonstandard) abbreviations

 **Hints for a title II** 

- Begin with an important term
 - **Avoid beginning with A, The, Results, Study, etc.**
 - Poor: *An experimental study of wind waves and ship wakes in Tallinn Bay (Soomere and Rannat, 2003)*
 - Good: *Sand accumulation under varying lithohydrodynamic conditions in the coastal area of the north-eastern Baltic Sea (Kask et al. 2010)*
- Avoid evaluations
 - Omit subjective terms such as novel or innovative
 - The reader is appropriate one to make such judgements
 - Poor: *A novel method for determining the molecular weights ..*
 - Good: *A rapid method for determining ...*
- Avoid serial titles
- Check the Instructions to Authors
 - Nature: no active verbs, numerical values, abbreviations
- Provide a running title (<50 characters)



 


 **The meaning of Abstract** 

- **A mini-paper**
- Gives actual data in extremely condensed form
 - Presents the core Message
 - Explains what has been done
- Should be understood on its own
 - certainly without reading the paper
- Used as the 2nd level in search for information
- Gateway to the paper: to read or not to read

Is NOT a plan or indicative summary

- (these explain what **will** be done)

Cooking a paper – Lecture 2 28.02.2012 Tarmo Soomere 

Writing an Abstract

- Must be concise
- It is NOT a detailed summary of the entire paper
- Normally references not quoted
- Overall: < 1 typescript page
- Usually <150 words or <500 characters
 - No room to waste words
 - A common error: saying "The results will be discussed ..." – tells really nothing

Cooking a paper – Lecture 2 28.02.2012 Tarmo Soomere

The help-file: the shortlist of questions: Why? How? What?

- **WHY** did you study it?
 - Can be omitted if the objective is clear from the title
- **HOW** did your study it?
 - Elaborated only if the paper is on methodology
 - Otherwise very brief or almost omitted
- **WHAT** did you find?
 - Selectively include only the most important findings
- **WHAT** does it mean?

Cooking a paper – Lecture 2 28.02.2012 Tarmo Soomere

Abstract: 4 components only

- 1-2 sentences each **ONLY!**
 - (i) the aims of the paper
 - (ii) the methods & techniques used
 - (iii) the major results or findings
 - (iv) the main implications from the research

Cooking a paper – Lecture 2 28.02.2012 Tarmo Soomere

Curiosities

Protein Synthesis Group, Shanghai Institute of Biochemistry, Academia Sinica. 1975. Total synthesis of crystalline glucagon by the method of solid state phase condensation of fragments. Acta Biochem. Biophys. Sinica 7:119-138.

Abstract. Chairman Mao taught us, "One should seriously sum up one's experience." Looking back at the experiences of our own and of others in the past decade or so on the total synthesis of [...], we have analysed the inherent contradictions of the two alternative routes of synthesis on the basis of the dialectical viewpoint of "one divides into two." [...] A new synthetic strategy was developed

Cited from Y.T.Yang, An outline of scientific writing. World Scientific, 1995.

Cooking a paper – Lecture 2 28.02.2012 Tarmo Soomere

A classical example with a redundant phrase

We analytically investigate the **nonautonomous discrete rogue wave solutions** and their interaction in the generalized Ablowitz-Ladik-Hirota lattice with variable coefficients, which possess complicated wave propagations in time and are beyond the usual discrete rogue waves.

When the amplitude of the tunnel coupling coefficient between sites decreases, these **nonautonomous discrete rogue wave solutions** become localized in time after they propagate over some certain large critical values.

Moreover, we find that the interaction between **nonautonomous discrete rogue waves is elastic.**

Yan and Jiang, 2011, under review

HOW did your study it?

WHY did you study it?

WHAT did you find?

WHAT does it mean?

Cooking a paper – Lecture 2 28.02.2012 Tarmo Soomere

Key words

- They do not reflect the quality of research
- Used for indexing for electronic searching
 - Some journals: Title words are already key words
 - Other journals: Key words must be taken from a specific list
- List 'additional' key words

Modelling of wave climate and sediment transport patterns at a tideless embayed beach, Pirita Beach, Estonia

Keywords:
 Sediment transport
 Sediment distribution
 Beaches
 Wave climate
 Wave modelling
 Tallinn Bay

Cooking a paper – Lecture 2 28.02.2012 Tarmo Soomere

Typical sequence of reading

1. Title: Does it has any relevance to my interests?
2. Abstract Could the paper be important for me?
3. Introduction Does it give something to me now?
4. Conclusions Anything to remember?
5. Rest of the paper dedicated reader, in very few cases

CE NS Tallinna Tehnikaülikool Tarmo Soomere WAVE ENGINEERING

The Introduction

- Read before the rest of the paper
- Perhaps the most difficult part to write
- The purpose: provide the background information that the reader needs to understand your paper
- States the nature of the problem
- Sets the scene
- Leads on to the purpose/aims
- Contains a part of literature

- The reason
- The findings
- Specialized background

CE NS Tallinna Tehnikaülikool Tarmo Soomere WAVE ENGINEERING

Hints

- The reader is assumed to have a basic familiarity with subject
 - Exclude elementary information
 - Normally no references to standard textbooks
 - Present only what a specialist should know
- Specifies nature and scope
- Gives a brief summary of previous work
 - Just to bring the reader up to date on the topic
 - Including your own previous work
 - Not a place to show your talents
- Aims to evoke interest
- Brief enough to avoid losing the readers' attention

CE NS Tallinna Tehnikaülikool Tarmo Soomere WAVE ENGINEERING

"Trinity" of a good introduction

INTRODUCTION

```

  graph TD
    A(INTRODUCE THE TOPIC) --> B(RELATE TO CURRENT KNOWLEDGE)
    B --> C(INDICATE THE GAP)
    C --> D(INTRODUCE YOUR WORK)
    D --> E(STATE RESEARCH QUESTIONS AND OBJECTIVES)
  
```

(I) General background
 (II) Previous findings by others
 (III) Your examination of the questions addressed

- Very briefly: your approach
- Ask **The Question**
- [principal finding – on the level of keywords]
 - Organisation of the paper

Tar After Hengi & Gould (2006)

CE NS Tallinna Tehnikaülikool Tarmo Soomere WAVE ENGINEERING

Example

The existence of particularly high (freak or rogue) waves on the sea surface is often observed. Freak waves occur much more frequently than it might be expected from surface wave statistics whereas they are particularly steep.

This interesting (and dangerous) phenomenon is explained by various theories (see, for example, Kharif and Pelinovsky [1] and references therein). Stressing the importance of currents, bathymetry, interaction with internal waves, etc. that may contribute to forming of freak waves (see Peregrine [2], Jonsson [3], Shyu and Phillips [4], Donato et al. [5], White and Fornberg [6] and bibliography therein), we focus here on interaction of solitary waves.

General background

Findings by others

Our examination

Soomere and Engelbrecht, Wave Motion, 2005

CE NS Tallinna Tehnikaülikool Tarmo Soomere WAVE ENGINEERING

Abbreviations and footnotes

- Abbreviations save space
 - South-western → SW
 - Environmental Impact Assessment → EIA
- Define at the first mention
 - Only reasonable if used >4-5 times
- Footnotes generally not recommended
- Still extremely useful during writing
 - Additional information that would make the body text too complicated
 - Details of references (which pages, citation)
 - Notes for yourself

CE NS Tallinna Tehnikaülikool Tarmo Soomere WAVE ENGINEERING

Literature search and overview

- Usually a part of Introduction & Material & Methods
- Frequently important in Discussion
- Demonstrates your knowledge in the field
- Credits important previous work
- Helps you greatly in putting your work into proper context
- Benefit from large databases

INTRODUCTION

INTRODUCE THE TOPIC

RELATE TO CURRENT KNOWLEDGE

INDICATE THE GAP

INTRODUCE YOUR WORK

STATE RESEARCH QUESTIONS AND OBJECTIVES

Cooking a paper – Lecture 2 28.02.2012

Try different combinations of keywords to get an overview of work in this field

WEB OF KNOWLEDGE™ DISCOVERY STARTS HERE

Go to mobile site | Sign In | Marked List (0) | My EndNote Web | My ResearcherID | My Citation Alert

All Databases | Select a Database | Web of Science | Additional Resources

Search Author Finder Cited Reference Search Advanced Search Search History

Enter keywords

Web of Science SM

Search

Baltic Sea wave* coastal processes
Example: oil spill* mediterranean

AND

Example: O'Brian C* OR O'Brian C*
Need help finding papers by an author?
Use Author Finder.

AND

Example: Cancer* OR Journal of Cancer Research and Clinical Oncology

Add Another Field >>

Search Clear Searches must be in English

Current Limits: (To save these permanently, sign in or register.)

Timespan: All Years (updated 2012-02-22)

From 1980 to 2012 (default is all years)

Press the button

Cooking a paper – Lecture 2 28.02.2012

Search results

Results Topic: (Baltic Sea wave* coastal processes)
Timespan: All Years. Databases: SCI-EXPANDED, SSCI, A&HCI, CPCI-S, CPCI-SSH, Lernerization-On

Note: Alternative forms of your search term (for example, both and teeth) may have been applied, in particular for Topic or Title searches that do not contain quotation marks around the terms. To find only exact matches for your terms, turn off the "lemmatization" option on the search page.

Results: 63 Page 1 of 7

Sort by: Publication Date – newest to oldest

Refine Results

Look through titles: could the paper be relevant to your work?

5. Title: **Observed carbon dioxide and oxygen dynamics in a Baltic Sea coastal region**
Author(s): Weislander Kirin, Hill Peter, ...
Source: JOURNAL OF MARINE SYSTEMS Volume 88 Issue 1-2 Pages: 1-9 DOI: 10.1016/j.jmarsys.2011.05.001 Published: MAY 2011
Times Cited: 9 (from Web of Science)

3. Title: **A Multiscale Centennial Morphodynamic Model for the Southern Baltic Coast**
Author(s): Zhang, Wenyang, Harff, Jan; Schneider, Ralf; Meyer, Michael; Wu, Chaoyu.
Source: JOURNAL OF COASTAL RESEARCH Volume 27 Issue: 5 Pages: 890-917 DOI: 10.2112/JCOASTRES-D-10-00055.1 Published: SEP 2011
Times Cited: 2 (from Web of Science)

Maybe? Click!

Cooking a paper – Lecture 2 28.02.2012

Interesting claim or result?

Web of Science SM

Record 3 of 63

A Multiscale Centennial Morphodynamic Model for the Southern Baltic Coast

Author(s): Zhang, WY, Zhang, Wenyang¹; Harff, J (Harff, Jan)¹; Schneider, R (Schneider, Ralf)²; Meyer, M (Meyer, Michael)¹; Wu, CY (Wu, Chaoyu)²

Source: JOURNAL OF COASTAL RESEARCH Volume: 27 Issue: 5 Pages: 890-917 DOI: 10.2112/JCOASTRES-D-10-00055.1 Published: SEP 2011

Times Cited: 2 (from Web of Science)

Cited References: 67 [view related records] [Citation Map]

Abstract: The Darss-Zingst Peninsula on the southern Baltic Sea was formed after the Littorina transgression onset about 8000 cal. y BP. It originated from several discrete islands, has been reshaped by littoral currents and wind-induced waves during the last 8000 y, and evolved into a complex lagoon system as seen today. Thus, it may serve as an example to study coastal evolution under long-term climate change. A methodology for developing a multiscale process-based morphodynamic model for simulation of decadal to centennial evolution of a wave-dominated coastal environment is presented here. The model consists of eight main modules. The two-dimensional vertically integrated current module, the wave module, the bottom boundary layer module, the sediment transport module, the cliff erosion module, and the nearshore storm module are real-time calculation modules that aim to solve the short-term processes. A bathymetry update module and a long-term control function set, in which the "reduction" concepts and techniques for acceleration of morphological update are implemented, are integrated to extend the effects of short-term processes to a longer-term (yearly) scale. Successful model validation demonstrates that it is capable of simulating the long-term morphological evolution of the southern Baltic coast. Model results indicate that coastline change of the Darss-Zingst Peninsula is dominated by mechanisms that act on different time scales. The coastlines of Darss and Hiddensee Island are mainly reshaped by long-term effects of waves and longshore currents, while coastline change of the Zingst area is a combination of long-term effects of waves and short-term effects caused by extreme wind events.

Cooking a paper – Lecture 2 28.02.2012

Found something to rely on?

Coastline change of [...] is dominated by mechanisms [...] on **different timescales**. The coastlines of [...] are mainly reshaped by **long-term effects of waves and longshore currents**, while coastline change [...] is a combination of long-term effects of waves and **short-term effects caused by extreme wind events**.

- Note it down immediately
- Save full text of the claim
- Together with full bibliographic information
 - Include the citation and bibil.inf. into the text as a footnote

A Multiscale Centennial Morphodynamic Model for the Southern Baltic Coast
Zhang, Wenyang; Harff, Jan; Schneider, Ralf; Meyer, Michael; Wu, Chaoyu.
JOURNAL OF COASTAL RESEARCH Volume: 27 Issue: 5, 890-917, 2011

Cooking a paper – Lecture 2 28.02.2012

Some papers are more popular than others

Sorted by default: according to publication date

Try: sorted by Times Cited

1. Title: **Effects on aquatic ecosystems**
Author(s): Hader DP, Kumar HD, Smith RC, et al.
Source: JOURNAL OF PHOTOCHEMISTRY AND PHOTOBIOLOGY B-BIOLOGY Volume 44 Issue: 3-4 Pages: 233-243 DOI: 10.1006/j.jpb.1999.0185-7 Published: OCT 1999
Times Cited: 178 (from Web of Science)

2. Title: **Fast ferry traffic as a qualitatively new forcing factor of environmental processes in non-tidal sea areas: A case study in Tallinn Bay, Baltic Sea**
Author(s): Soomere T
Source: ENVIRONMENTAL FLUID MECHANICS Volume: 5 Issue: 4 Pages: 293-323 DOI: 10.1007/s10652-005-5226-1 Published: AUG 2005
Times Cited: 37 (from Web of Science)

Heavily cited papers probably contain something interesting

Cooking a paper – Lecture 2 28.02.2012

Working with quotations

- **Seemingly strange text: 5-7 lines of quotations** in footnotes for each line of main text
- Check from the source whether or not the quotation/fact/result is relevant to your paper
 - Note the exact place/page of the result in the source
- Condense the text iteratively
 - Move a double-checked previous result into the main text
 - Keep the core of quotation
 - Move the bibliogr.inf. into References
 - Group similar and repeating claims

CENS Tallinna Tehnikaülikool TARTU SOOMERE WAVE ENGINEERING

Methods / Experimental procedures

- Usually the easiest part to write
 - You do not interpret data or reach conclusions
 - Unless the paper is on methodology
- References to standard textbooks are fine
- Briefly summarise
 - Basically the reader can repeat the work
 - And judge whether your procedures were sufficient
- Refer to authoritative standard methods
 - e.g CERC method for wave-driven sediment transport
- Reference others who have used the same
- Note differences
- Give in detail only if a "new method" which is the purpose of the paper

CENS Tallinna Tehnikaülikool TARTU SOOMERE WAVE ENGINEERING

Theory and Background

- Very much the same as Methods
- Literature search normally necessary, see above
- Reference others who have used the same methodology or theory
 - Web sites are not authoritative references (no quality control)
- Refer to authoritative standard methods
- Concise but explicit
- Verbs usually in the past tense
 - Prefer: Enzyme A was purchased from Sigma
 - Worse: We purchased enzyme A from Sigma
 - because here emphasize should be on the material, not authors

CENS Tallinna Tehnikaülikool TARTU SOOMERE WAVE ENGINEERING

Materials / Data

- **Very much the same as Methods**
- Describe data acquisition procedure
- Indicate possible uncertainties/errors or inhomogeneities
- Give an estimate of accuracy/error (both physical and of the procedure), reasons of exclusion of some data points (if any)
- Use subsections if necessary
 - Rule of thumb: one printed A4 double column page – one subsection
 - Subsection titles – "small sisters" of the Title

CENS Tallinna Tehnikaülikool TARTU SOOMERE WAVE ENGINEERING

Results

- Feature main results of the stated aims of the paper
- Present 'analysed' data, not raw data
- Present as:
 - tables
 - graphs, or
 - model figures where possible

CENS Tallinna Tehnikaülikool TARTU SOOMERE WAVE ENGINEERING

Two ways of saying things

The major reason for including two simulated data sets is that these sets reflect somewhat different features of waves in the study area. 136 char

The two simulated data sets reflect somewhat different features of waves in the study area 85 char

You have reason anyway

CENS Tallinna Tehnikaülikool TARTU SOOMERE WAVE ENGINEERING

Economic use of words

- Communication is better through concise and lucid writing in a well-organised manner
- Avoid uninformative words
- Brief ~~in duration~~
- Sufficient ~~in number~~
- The wound was ~~of serious nature~~
- The solution was red ~~in color~~
- It was precooled ~~before use~~
- We repeated the experiment ~~again~~

Cooking a paper – Lecture 2 28.02.2012 Tarmo Soomere

Economic use of words II

- Many popular expressions can be expressed as a single word, or are better omitted altogether
- At this point of the time **now**
- The reason was because **because**
- In view of the fact that **because**
- Was observed to be **was**
- In most cases **mostly**
- ~~It would appear that~~
- Is suggestive of **suggests**
- As to whether **whether**
- In the vicinity of **near**
- It was evident that **evidently**
- In the event that **if**

Cooking a paper – Lecture 2 28.02.2012 Tarmo Soomere

Economic use of words III

- Avoid grandiloquence = pompous style
- Impresses no one and provokes ridicule
- Avoid cliches and euphemisms
 - All in all → delete
 - If and when → if
 - The patient breathed his last → The patient died
- Use exact synonyms
 - Words that have nearly the same meaning
- Use thesaurus
 - Check the exact meaning of words from a dictionary, Google, Wikipedia etc.

Cooking a paper – Lecture 2 28.02.2012 Tarmo Soomere

Alternatives to one word "marked"

- Appreciable
- Considerable
- Conspicuous
- Extreme
- Great
- Intense
- Signal
- Significant
- Striking
- Decided
- Definite
- Distinct
- Remarkable
- excessive
- Extensive
- Extraordinary
- Large
- Notable
- Noteworthy
- Noticeable
- Pronounced
- Strong
- Substantial
- Unusual
- Astonishing
- Enormous
- Important
- Profound
- ...

Cooking a paper – Lecture 2 28.02.2012 Tarmo Soomere

Building a sentence

- A good sentence is **topical**: begins with the important item
 - The relationship $F=ma$ was discovered by Newton
 - Suitable in a text on the history of physics
 - Newton discovered the relationship $F=ma$
 - Suitable in a biography of Sir Isaac Newton
- As short as possible
 - Avoid ambiguities
 - "The monkey was operated on by the surgeon when he was six weeks old"
 - "The monkey, when he was six weeks old, was operated by the surgeon"
- Being clear has the priority over perfect style
 - "... as of September 1, 257 people were dead ..." **How many?**

Cooking a paper – Lecture 2 28.02.2012 Tarmo Soomere

Scattered hints

- Follow either American or British style
 - but never a mixture of both
- Be careful with several adjectives in sequence
 - Sometimes the most concise is not the clearest
 - "Simian virus transformed fetal mammalian heart fibroblast"
 - "Simian virus-transformed fibroblast from fetal mammalian heart"
 - Note the importance of the hyphen!
- Phrases longer than 3-4 words from other sources **MUST** be highlighted as quotations
 - Even if coming from your own previous work
 - Slightly longer quotations without special highlighting sometimes accepted in review works and monographs

Cooking a paper – Lecture 2 28.02.2012 Tarmo Soomere

Bricks of writing: paragraphs

- A paragraph = step in your story
- Describes a clearly identified part of the content
 - Remember "roadmap" for writing
- Normally 5-10 lines, 3-7 sentences
- **Organise each paragraph!**
- Start with a topic sentence
 - that explains the main point or idea
- Subsequent sentences provide the detail
 - This formula: sometimes considered less polished
 - But direct and intelligible; thus, perfectly acceptable
 - Start with this style, adjust when you gather experience

Cooking a paper – Lecture 2 28.02.2012 Tarmo Soomere

Writing a good paragraph

- Each paragraph expresses/covers only one point
- Each sentence establishes or supports this point – the topic of the paragraph
 - The sentences should illustrate their overlapping effect
- Explain why actions were taken
 - "All of the patient data were kept in paper files. The absence of even one clerk caused delays in the monthly reporting. Finally, management decided to interview some systems analysts"
 - "All of the patient data were kept in paper files, which took too much staff time to maintain. The absence of even one clerk would delay the monthly patient reports, Management wanted computerised recordkeeping, which would take less time and be more reliable, and finally decided to interview some systems analysts to develop the new system"
 - From J.T. Yang, An outline of scientific writing.

Cooking a paper – Lecture 2 28.02.2012 Tarmo Soomere

Writing a good paragraph II

- Keep a consistent point of view
 - Maintain the same grammatical voice (act/pass):
 - "Topical applications of the drug did not improve the condition. The condition improved after small doses were delivered intravenously": passive + active
 - "Topical applications of the drug did not improve the condition. Intravenous delivery of small doses improved the condition"
 - From J.T. Yang, An outline of scientific writing.
- Maintain consistent structure
 - Sometimes attempts to avoid monotony hinder comprehension

Cooking a paper – Lecture 2 28.02.2012 Tarmo Soomere

Discussion

- Takes the data reported in the Results section
 - Interprets the findings
 - Evaluates their significance
 - Examines the implications
- Usually the most challenging section to write
- Demonstrated how well you understand the results
- No need to be lengthy
- Sometimes merged with Results or Conclusions

Cooking a paper – Lecture 2 28.02.2012 Tarmo Soomere

Discussion: hints by Terry Healy

- Elaborate upon the findings
- Emphasise what is new, different to earlier authors
- Refer extensively to other authors
- Place your contribution in relation to existing published work and programs
- This is an essential characteristic of a paper for international readership



Cooking a paper – Lecture 2 28.02.2012 Tarmo Soomere

After Hengi and Gould (2006)



DISCUSSION



- Move from specific to general
- Start with **The Question** posed in the Introduction
- This question should be answered now – by a chain of arguments
- Specify what exactly is interesting and what is expected
- **The beginning and ending of Discussion: prominent places for important ideas**

Cooking a paper – Lecture 2 28.02.2012 Tarmo S



 **Writing a good Discussion** 



- Begin with a topical sentence that returns to **The Question**
- Mention shortly **new** findings, knowledge or concepts that resulted from your study
 - Do NOT introduce again data or methods that were already presented
 - Do NOT introduce data that were not presented in the text before
 - Do NOT copy sentences from Results
- State whether you have achieved your goal
 - Perhaps found exceptions? Unexplained effects?
- Compare your results and interpretations with previously published work
 - Even though it may disagree with yours
 - Give fair credit to others whose work has been confirmed. Cite!
 - Be fair with those whose results differ
 - Explain, if possible, the disagreement impartially
 - From J.T.Yang, An outline of scientific writing.

 Cooking a paper – Lecture 2 28.02.2012 Tarmo Soomere 



 **Writing a good Discussion II** 



- Take care to label speculations as such
 - Journals permit some reasonable speculations if based on solid evidence
 - You can refer to published speculations as a starting point of new research
- Discuss any theoretical implications and possible applications
- Present the conclusions concisely
- Suggest the future studies, if any
- End with a short summary or conclusion
- Do NOT repeat material from other sections
 - From J.T.Yang, An outline of scientific writing.

 Cooking a paper – Lecture 2 28.02.2012 Tarmo Soomere 



 **Summary and Conclusions** 



- Summarise major findings
- List in importance (bullet points or numbers)
- Remember: many read only the Abstract and Conclusions
- Refer to aims/purpose of the paper

 Cooking a paper – Lecture 2 28.02.2012 Tarmo Soomere 



 **Acknowledgements** 



- Used to give credit to those who have materially or intellectually contributed to the research
 - Technical assistance
 - Advice from colleagues
 - Other research-related contributions
- Do NOT include: Contributions that do not involve research
 - Clerical/administrative assistance
 - Word processing, Translation, Copy-editing
 - Encouragement from friends
- Refer to funding assistance
 - Mandatory for research supported by targeted financing in Estonia from 01.01.2010
 - Success of Estonian Science Foundation grants counted based on paper with the relevant acknowledgement

 Cooking a paper – Lecture 2 28.02.2012 Tarmo Soomere 


 **Authorship versus crediting in Acknowledgement** 

- **Authorship is limited** to those who have made a **significant contribution** to the conception, design, execution, or interpretation of the reported study.
- **All** those who have made **significant contributions** should be listed as co-authors.
- Others who have participated in **certain substantive** aspects of the research project should be acknowledged or listed as contributors

 Cooking a paper – Lecture 2 28.02.2012 Tarmo Soomere 

 **Acknowledgements II** 

- Keep short
 - A standard formulation:
 - "This work was supported by the Estonian Science Foundation (grant No. 9125) and targeted financing by the Estonian Ministry of Education and Research (grant SF0140007s11). We thank Prof. A.X for his comments on the manuscript and Dr. X.Y.Z. or his technical assistance."
- Be aware of misinterpretations
 - Maybe Dr. X.Y.Z performed the experiments and Dr. A.X explained the data, and your contribution was limited to being the armchair general?
 - Make certain that Acknowledgements accurately reflect the situation
- Obtain prior permission from the person being acknowledged
 - Maybe he/she only read the draft and fully disagreed with your treatment?
 - Maybe he/she should be a coauthor?

 Cooking a paper – Lecture 2 28.02.2012 Tarmo Soomere 